



Series	AGM-S	Warranty	See Warranty Terms
Volts	2	BCI	L16
Cells	1		
Terminal Type	F10		
Included Hardware	Stainless Steel Nuts & Bolts		
Size & Thread	M10		

### Charge

Charge Voltage Range	2.45 V/cell @ 25°C (77°F)
Float Voltage Range	2.3 V/cell @ 25°C (77°F)
Recommended Charge Current Capacity (String)	230 A
Maximum Charge Current (String)	345 A
Self-Discharge Rate	Less than 2% per month at 25°C (77°F)
Internal Resistance	1.6 mΩ

### Capacity

Cold Crank Amps (CCA) 0°F / -17°C	4500			
Marine Crank Amps (MCA) 32°F / 0°C	5400			
Reserve Capacity (RC @ 25A)	2235 Minutes			
Reserve Capacity (RC @ 75A)	658 Minutes			
Capacity Affect by Temperature	40°C (104°F)	25°C (77°F)	0°C (32°F)	-15°C (5°F)
	102%	100%	85%	65%

Hour Rate	Capacity / AMP Hour	Current / AMPs			
@ 100 Hour Rate	<b>1275 AH</b>	<b>12.75 A</b>			
@ 20 Hour Rate	<b>1150 AH</b>	<b>57.5 A</b>			
@ 10 Hour Rate	<b>1040 AH</b>	<b>104 A</b>			
@ 5 Hour Rate	<b>945 AH</b>	<b>189 A</b>			
Cut Off Voltage					
VPC	Constant Current Discharge				
	1 hr	2 hr	3 hr	5 hr	10 hr
	616	351	262	184	104

### Specifications

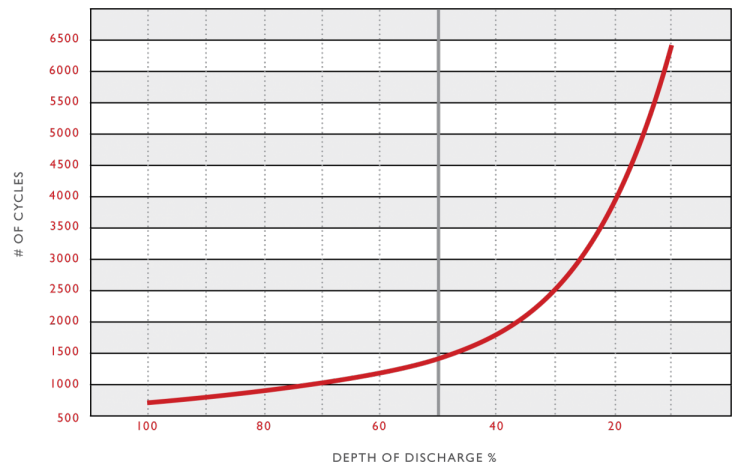


Weight	57.5 kg	127 lbs
Length	29.5 cm	11.61"
Width	17.9 cm	7.05"
Height Inc. Term.	42.4 cm	16.69"

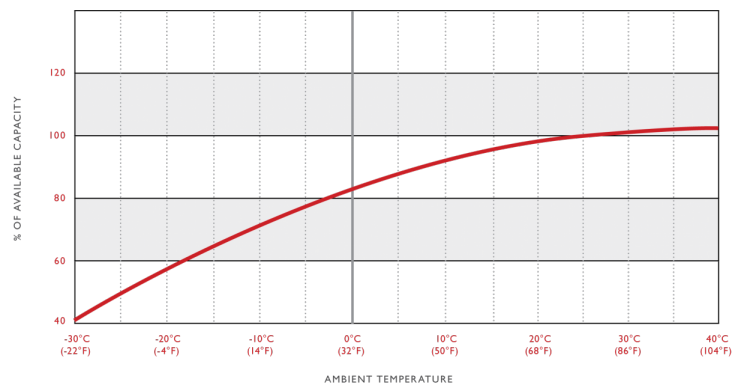
Product measurements & weights are calculated based on sample data. Individual specifications are subject to vary due to the manufacturing process, battery components & electrolyte levels.

Container	ABS
Cover	ABS
Handles	Rope

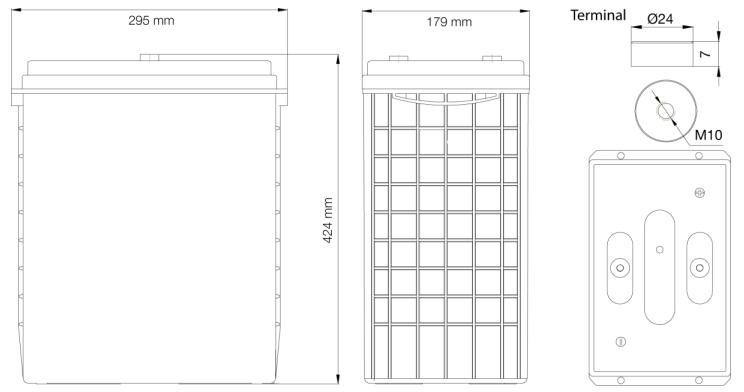
### Cycle Life vs. Depth of Discharge



### Capacity vs. Temperature



### Detailed Illustration



Rev.#4 | December 2019